

LITTLE EXPLORERS

Newsletter

Class –III

Month – February

TODAY
*is the day to
learn something*
NEW



Country of the Month - Thailand

FESTIVAL'S OF THAILAND



SONGKRAN



YI PENG



LOY KRATHONG



PHI TA KHON



PHUKET VEGETARIAN
FESTIVAL



CANDLE FESTIVAL



PATTAYA FIREWORK
FESTIVAL



COLOURS OF DOI TUNG
FESTIVAL



RIVER KWAI BRIDGE WEEK
FESTIVAL



THE LOPBURI MONKEY
BUFFET FESTIVAL

AKSHANSH
3-B

Songkran

1- Songkran is celebrated every year from the 13th to the 15th of April.

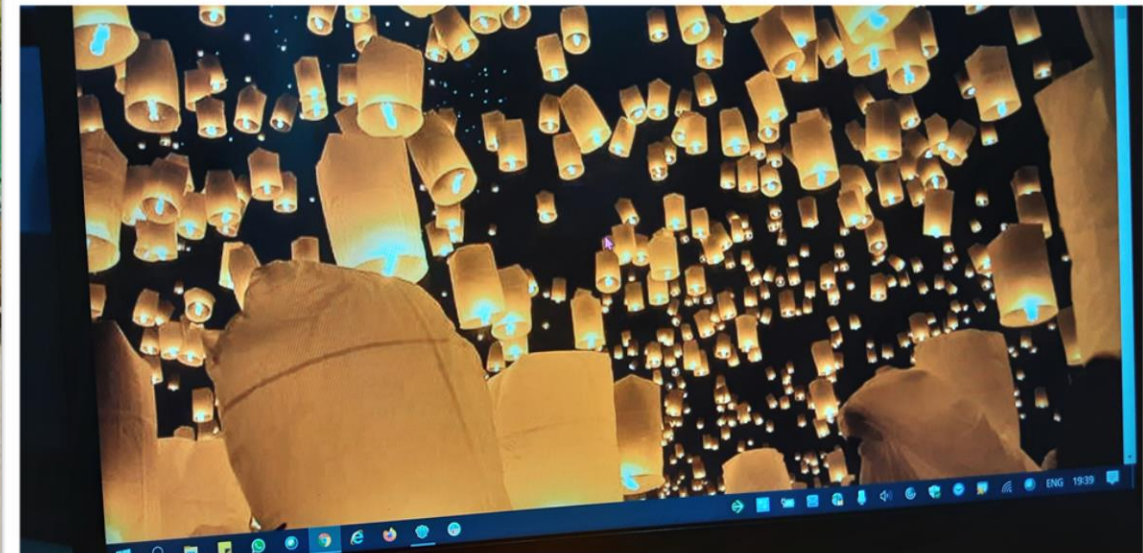
2- Songkran, informally called "the Thailand water festival," is an annual event marking the start of the traditional Thai new year.



GHOST FESTIVAL IN THAILAND

SRISHTI.K 3B

1. The festival has been held for more than 100 years.
2. Typically, a hungry ghost is deemed as a lost or disturbed soul.
3. At the end of the festival people flow lotus flower- shaped water lanterns in the river to direct the souls of the dead back to the underworld. When the lanterns are out, it is believed that they found their way back.




चरित्र चित्रण

शशांक कुमार ३अ
पाठ-२१
Date २/१/१२

तेनालीरामन का चित्र बनाकर उनकी विशेषताएं लिखिए।


१) तेनालीरामन कावे, विद्वान और विचारक थे।
२) राजा कृष्णदेव राय के विशेष सलाहकार थे।
३) वह एक तैलुगु कवि थे।
४) वह आंध्रप्रदेश के रहने वाले थे।

५) वह आम तौर पर अपनी बुद्धि और हास्य के लिए जाने जाते थे।
६) वह कृष्णदेवराय के दरबार में अष्टदिग्गजों में से एक थे।
७) वे एक सलाहकार और ४ वे भाई थे।
८) उन्हें 'पंडित राम' के नाम से भी जाना जाता है।




Hindi Assignment
Date: 2-2-2022
Page No.:
नाम- इशानी कश्यप कक्षा- तीसरी-सी

तेनालीरामन




१) तेनालीरामन बहुत चतुर थे।
२) तेनालीरामन बहुत दयालु थे।
३) तेनालीरामन बहुत आजाकारी थे।
४) तेनालीरामन जो कहते थे, वो करके दिखाते थे।
५) तेनालीरामन बहुत सुशिक्षित थे।

तेनालीरामन के गुण



१) तेनालीरामन बहुत बुद्धिमान व्यक्ति थे।
२) वह अपनी चतुराई से सभी का दिल जीते।
३) राजा उनकी चतुराई से प्रसन्न थे।
४) रामन किसी को भी छोटा नहीं समझते थे।
५) वह सभी का सम्मान करते थे।

तेनालीरामन
Date 3/1/21



१) तेनालीरामन महान विद्वान थे।
२) वे बहुत बुद्धिमान थे।
३) वे अपनी चतुराई और चालाकी के लिए जाने-जाते थे।
४) उनकी राजदरबार की कोई जवाब नहीं था।
५) वे एक प्रसिद्ध हास्य कवि थे।

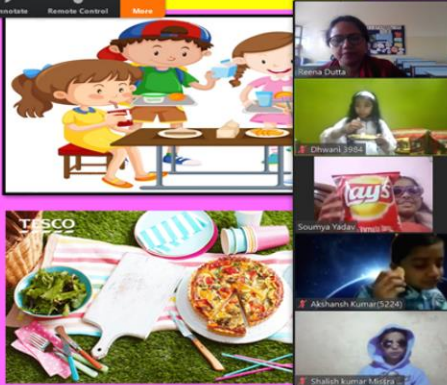
तेनालीराम पाठ के पठन के बाद छात्रों ने तेनाली रामन का चित्र बनाकर उनका चरित्र चित्रण अपने शब्दों में लिखा ।



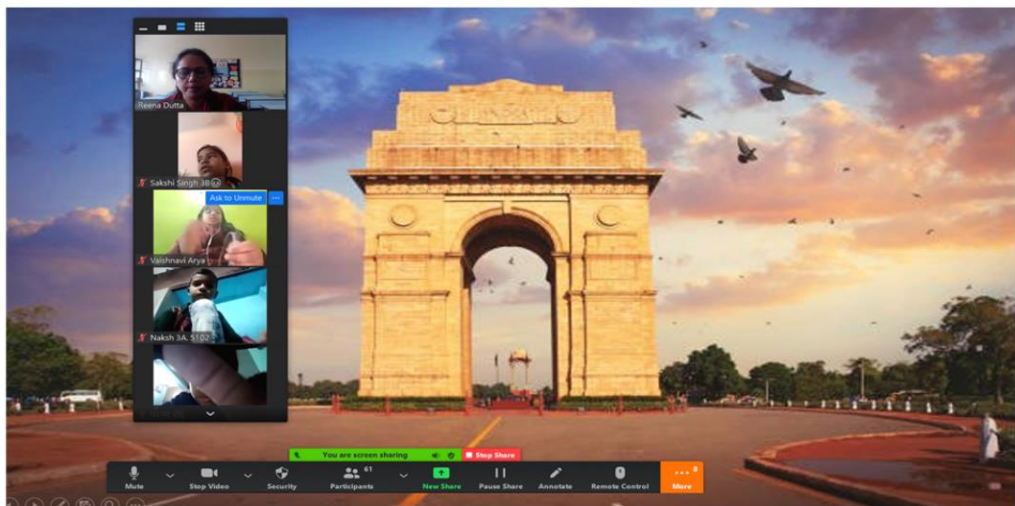
Delhi Darshan (Virtual Field Trip)

BREAK TIME - SNACKING TIME!

A picnic is a state of mind & can be made anywhere.



Name the place where the President of India lives



Anika Verma 3-6
East Point School
DILLI DARSHAN VIRTUAL DAY CAMP WORKSHEET
CLASS III



1. Delhi is the city and national capital territory of India.
2. The city is divided into two parts: Old Delhi located in the north and New Delhi in the south, which has served as India's capital since 1947.
3. Delhi is situated near the west bank of the River Yamuna.
4. On the eastern part is the state of Uttar Pradesh and the state of Haryana to the north, west, and south.

Now Children, after enjoying the virtual tour, check your knowledge

1. This monument was designed by Edwin Lutyens, the chief architect of New Delhi.
2. It is 47 meters high and bears some resemblance to the 'Arc de Triomphe', situated in Paris.
3. Amar Jawan Jyoti was added as another memorial, which burns and night under the arch to remind the soldiers of nation who laid down lives in the Indo-Pakistan War of December 1971.
4. What is written on its walls? Names of Indian soldiers.
5. The height of Qutub Minar is 72.5, making it the tallest minaret in the world built of bricks.
6. Can we go to the top floor of the Qutub Minar? NO.
7. The Humayun's Tomb is inspired by Mughal architecture and its tomb reaches a height of 47 metres.
8. Which day is the perfect day to visit India gate to witness the grand Parade? Republic day.

Science Experiment Day

Children observed the properties of light and enjoyed doing the shadow experiment in the class. The children observed that the size of the shadow changes with the change in the position of the source of light.



LUMINOUS AND NON- LUMINOUS OBJECTS

IT Integrated Activities

PUSH AND PULL

Sources of light (luminous object)

Natural sources of light: Moon, Sun, Thunderstorm, stars

Artificial sources of light: Lamp, Candle light

Prathviraj (3-A)

Source of Light (Luminous Objects)

Natural sources of Light: Sun, Thunder light, Jellyfish

Artificial source of Light: Bulb, Candle, Torch

Sources of light (Luminous Objects)

Natural sources of light: Sun, Lightning

Artificial sources of light: Bulb, Torch, Candle Light

Disha Gautam Class-3D

SOURCES OF LIGHT (LUMINOUS LIGHT)

NATURAL: SUN, JELLY FISH, LIGHTNING

ARTIFICIAL: CFL, TORCH, CANDLE

SRISHTI.K 3B

Prathviraj (3-A)

TYPES OF FORCE

Push, Pull, kick, move

Gravity, Moonetism, Pull, Friction, Electrostatic

TYPES OF FORCE

CHINMAE BHATNAGAR

types of force: gravity, pull, friction, electrostatic

Types of Force

Gravity: downward force

Friction: Force to stop car, Force to stop moving trolley

TYPES OF FORCE

PUSH: A force to move something away

PULL: A force to move something toward you

MAGNETISM: A force that pulls metals toward a magnet

GRAVITY: A force that attracts two objects to each other

FRICION: A force that slows or stops motion when objects rub together

TYPES OF FORCE

GRAVITY, MAGNETISM, ELECTROSTATIC, PUSH, PULL

A FORCE TO MOVE SOMETHING OR SOMEONE AWAY FROM ONE SELF IT IS CALLED PUSH

A FORCE TO MOVE SOMETHING OR SOMEONE TOWARD ONE SELF IT IS CALLED PULL



Art Attack



PUZZLE ACTIVITY



SHADOW ART

