



A Fun Place to Learn and Grow
Class-2
Newsletter
May



Labour Day

The students of class 2 celebrated Labour Day to acknowledge the efforts of maid, guards and gardener. They expressed their gratitude and respect by making cards for them.



Show and Tell



The “Show and Tell activity” helped to promote public speaking skills and students felt happy while talking in front of their peer group. They were asked to choose any item from the class which they like the most. Through this activity students also learnt to communicate their feelings, thoughts and emotions using words. All the students participated actively in the activity.

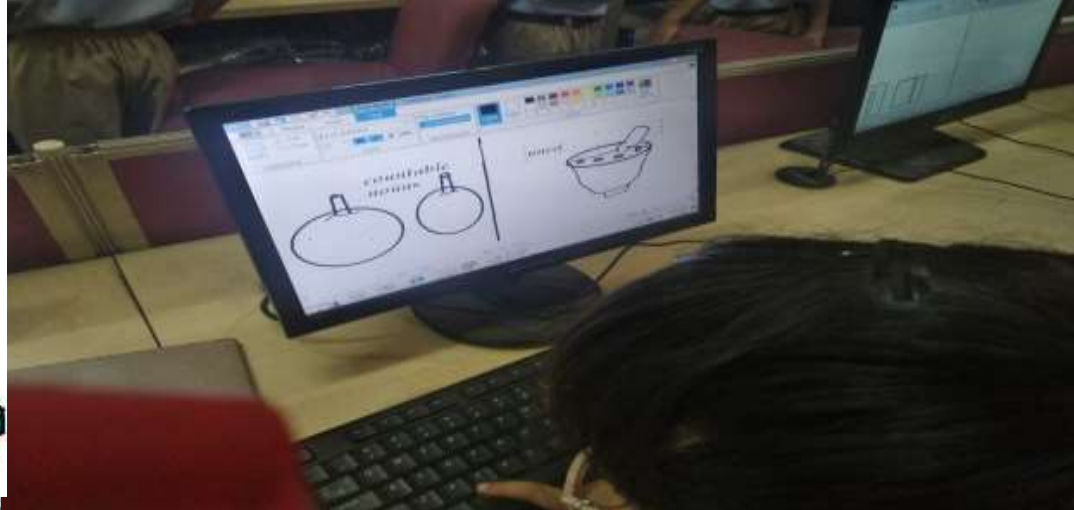


English Elocution



English Elocution was conducted for Class 2 students on 3rd May 2019, to sharpen their speaking skills. The importance was given on correct articulation, expression and punctuation. The poems selected for various classes are as follows: II A –Mr Nobody II B- Mr Lion II C – Grasshopper Green II D- What is Pink?
Class II A stood first in Elocution.





Various subject areas were integrated with IT to let children have technological learning along with concepts. Fractions, healthy food and junk food, Countable and Uncountable nouns were better understood when they represented it on the computer.





Types of Games (Collage Making Activity)




Keeping Clean Activity


Keeping clean topic was explained to class 2 students in which students were told to draw a picture of a body and the things used to clean various body parts. It was a fun activity which was thoroughly enjoyed by the students.




Cleanliness
Keeping Our Body Clean



Class 2 Maths Week



During Maths week children were given paper cut-outs of various 2D shapes. They used it to identify the number of sides and corners of each shape. To understand the projection of 3D shape on a plain surface, children traced solid shapes to get plain shapes. They also combined different shapes to represent from the surrounding. Students also made rangoli by combining various geometrical shapes. They enjoyed the activities and learnt about various shapes.



Shape	Number of Sides	Number of Corners
House	5	5
Circle	1	0
Square	4	4
Triangle	3	3

Leaves Exploring

To make the students aware about the different type of leaves they were shown a video .After that they were divided into groups and taken out in the school campus to collect the fallen leaves. After coming back to the class they pasted the collected leaves and wrote their names.

