



# ENGLISH NEWSLETTER

## POEM RECITATION INDIAN WEAVERS - SAROJINI NAIDU

### Objectives:

- \* *To enable students to capture the central idea of the poem.*
- \* *To enable students to recite the poem with correct rhyme and rhythm.*



Tejas ( VI-A)



Jasmine ( VI-B)



Anvi Bisht ( VI-C)



*\* Students of class VI bid a befitting farewell to the year 2020 and welcome the year 2021 by making new year e-cards.*

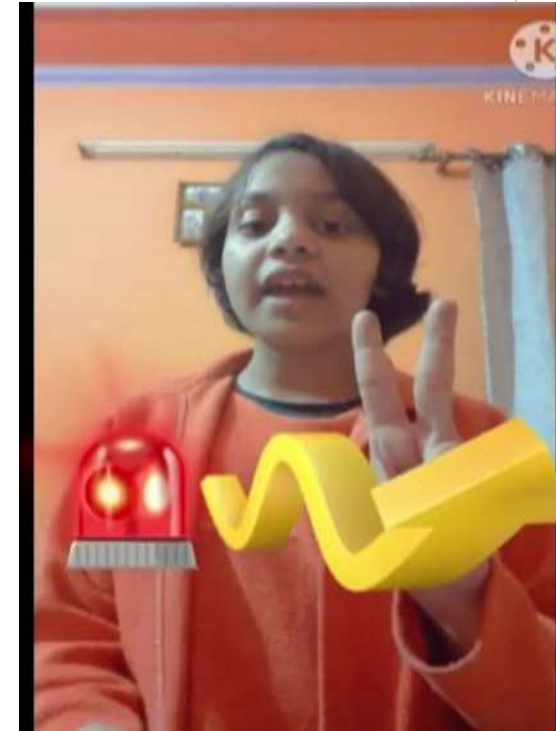


**AYUSH KUMAR THAKUR - VI A**

*\* Students were sensitized on the issues related to road safety so as to make them a responsible road user. The aim of conducting this activity was to enhance respect for one's life and that of others- and inculcate the sensitivity that each life matters, thereby inspiring students to act responsibly on the road.*



**Ayush Kr.Thakur ( VI-A)**



**Dolsy Jain ( VI-A)**

\* National Youth Day is celebrated on 12th of January every year to commemorate the birth anniversary of Swami Vivekananda.

\* The main objective of National Youth Day and the reason for its observance is to create a platform for the youth and address their problems in various spectrums of life. So, the students of Class VI expressed their views through a string of activities (painting/ poem) on issues related to youth.



**Ayush Kr.Thakur ( VI-A)**

Youth Can Make it

In many parts of the world young people are still suffering from hunger. They are not getting job opportunities from a long time so I can say longer. It's time to chime. Don't stand in a long line.

They are having lack of access to education, which is making weaker our Nation. Youth thinks that their life is in pressure. But they should think their life is a long adventure.

The youth plays a great in nation building. They should start making their dream a hobby and start studying. It has the power to help a country develop and move towards progress, but they don't think to do so, because they think they are less.

At last I would like to say to youth please press the button to the success.

-Hitaishi Biswas

**Hitaishi Biswas ( VI-A)**



**Jiten Bisht ( VI-A)**



## पाठ - वन के मार्ग में ( लिखित गतिविधि )

वन के मार्ग कविता से संबंधित छठी कक्षा के छात्रों द्वारा कविता के आधार पर, वन के मार्ग का, अपनी कल्पना शक्ति द्वारा रचनात्मक लेख चित्र सहित प्रस्तुत किया गया ।

गतिविधि

प्रश्न) पाठ के आधार पर वन के मार्ग का कविता अपने शब्दों में करो ।

उत्तर) वन का मार्ग अत्यंत कठिन था । मार्ग बहुत सीरे तुकीले कीटों में भरे थे जो पैर में लगने ही चुभ जाते थे । इन तुकीले कीटों की बीच में बड़े सावधानी से गुजरना पड़ता था । वहाँ पर रखने के लिए सुरक्षित स्थान भी नहीं था । रास्ते में खाने और पीने की वस्तुएँ भी नहीं थी जिससे की भूख और प्यास शांते हो सके और चारों तरफ सुरक्षा भी कोई सुरक्षित स्थान नहीं था ।



गतिविधि

प्रश्न) पाठ के आधार पर वन के मार्ग का कविता अपने शब्दों में करो ।

उत्तर) वन का मार्ग अत्यंत कठिन था । यह मार्ग कंटों से भरा था । उस पर बहुत से कठिन कर चलना पड़ रहा था । रखने के लिए कोई सुरक्षित स्थान नहीं था । रास्ते में खाने की वस्तुएँ नहीं थी । पानी पिलना भी कठिन था । चारों तरफ सुरक्षा तथा अज्ञान का वातावरण था ।



गतिविधि पाठ - 16

प्र. पाठ के आधार पर वन के मार्ग का कविता अपने शब्दों में करो ।

उ. वन का मार्ग अत्यंत कठिन था । यह मार्ग कंटों से भरा था । उस पर बहुत से कठिन कर चलना पड़ रहा था । रखने के लिए कोई सुरक्षित स्थान नहीं था । रास्ते में खाने की वस्तुएँ नहीं थी । पानी पिलना भी कठिन था । चारों तरफ सुरक्षा तथा अज्ञान का वातावरण था ।

इस गतिविधि द्वारा छात्रों ने कविता के आधार पर ,अपनी कल्पना द्वारा पर्णकुटी का सुंदर व आकर्षक चित्रण किया ।

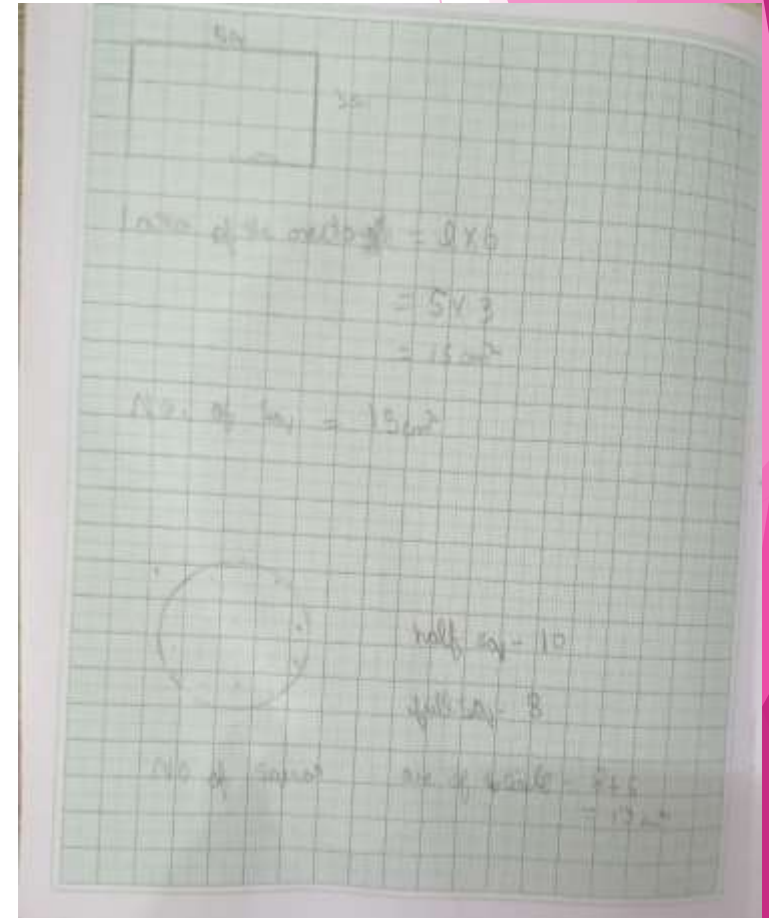
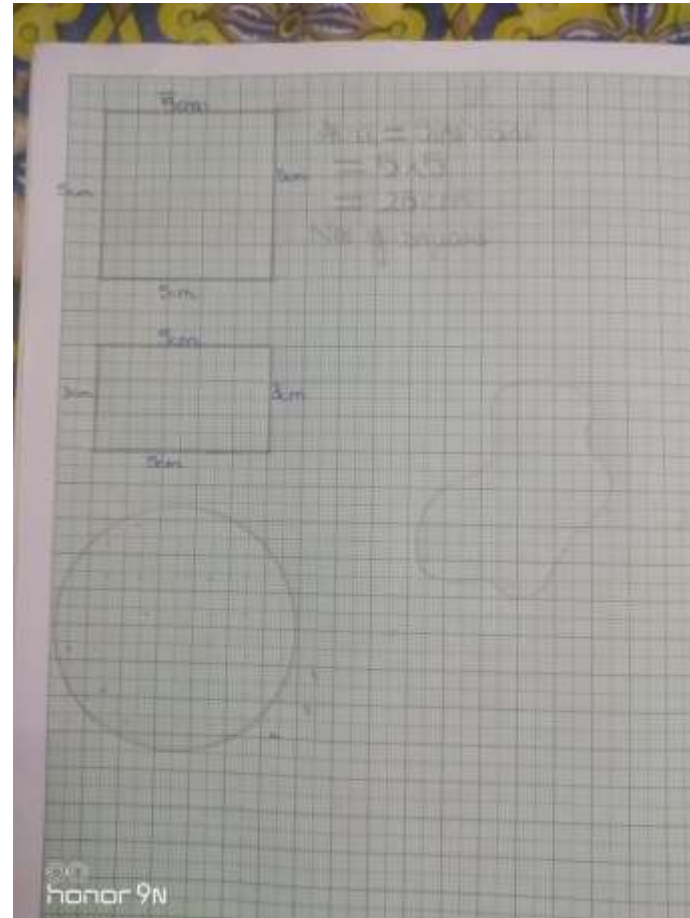
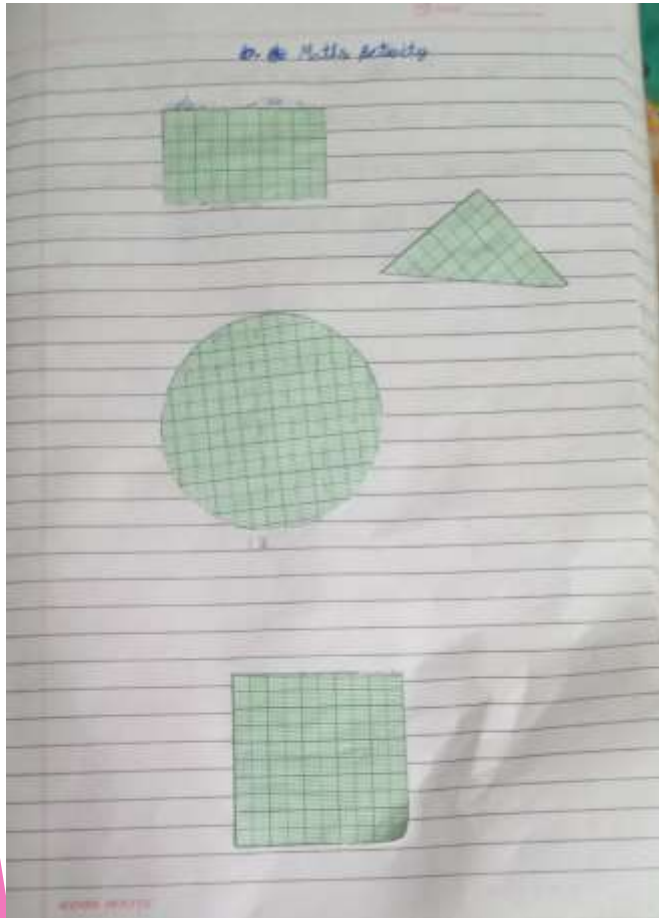


कल्पना के आधार पर पर्णकुटी का चित्र



# MATHS NEWSLETTER

Finding the area of the given figures activity was done by the students using the squares of the graph paper.






AS A PART OF EXPERIENTIAL LEARNING STUDENTS  
DESIGNED THEIR OWN BEDS USING THEIR  
IMAGINATION AND CREATIVITY.



RAGHAV

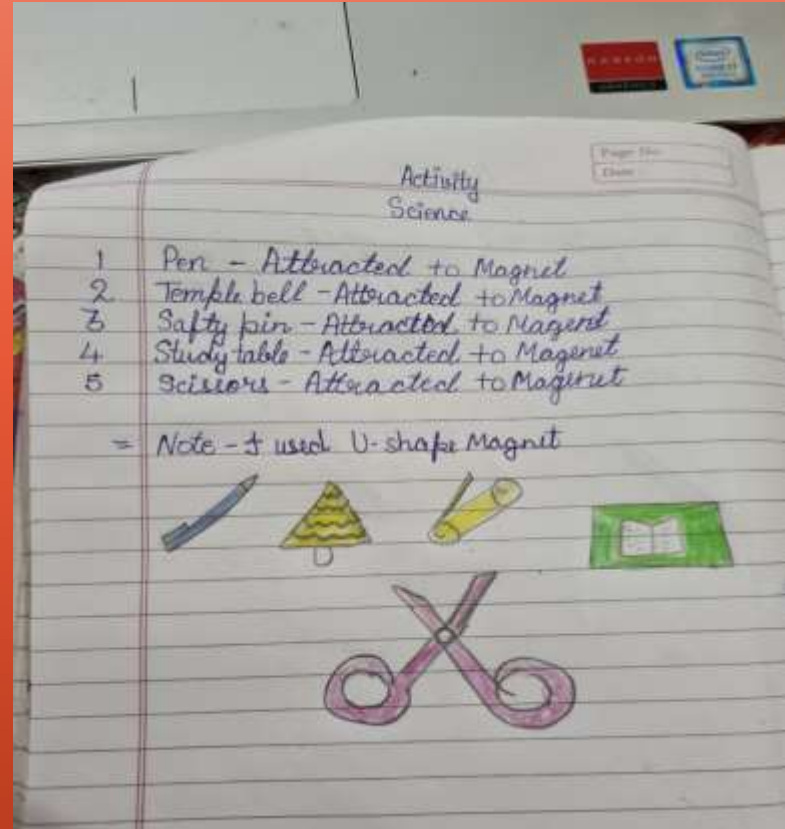


DIPANKAR CHOUDARY

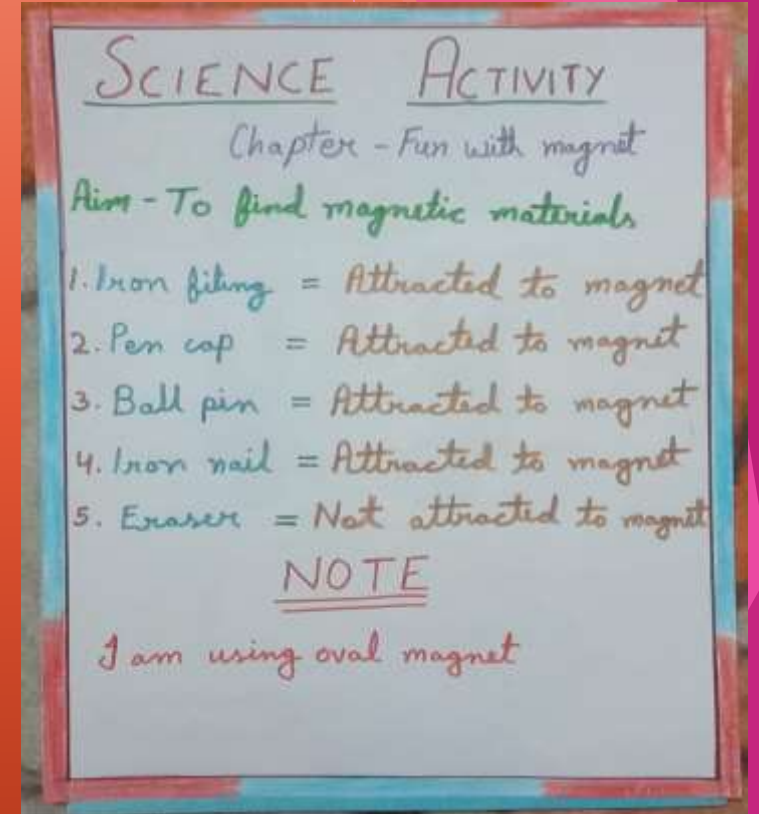
**ACTIVITY : STUDENTS USED DIFFERENT MAGNETS TO CHECK THE MATERIALS THAT DIFFERENT OBJECTS WERE MADE AND WHETHER THEY WERE ATTRACTED TO THE MAGNET.**



**NISHNAT GARG**



**GRACY KUSHWAHA**



**AYUSH KUMAR THAKUR**


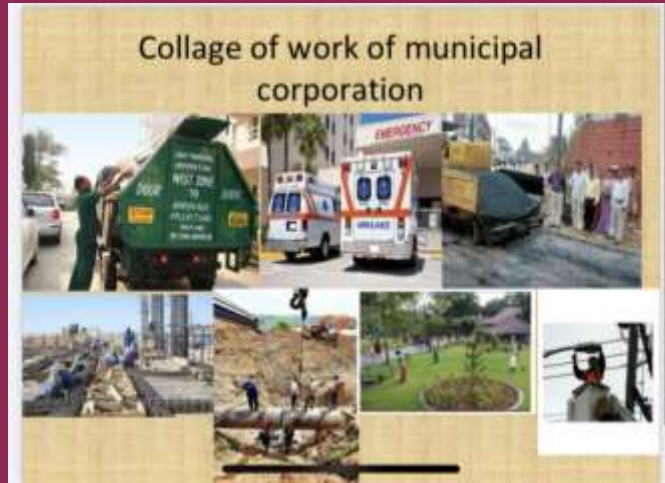


## ACTIVITY

The activity involved making a PPT on the working of municipal corporation

## LEARNING OUTCOME

With the help of this activity students were able to gain knowledge about the various departments which the government is comprised of and their working.



## ACTIVITY

The activity involved making a PPT on the physical aspects of any landform of their choice w

## LEARNING OUTCOME

With the help of this activity students were able to know about:-

- Different climatic conditions that exist all over the world
- Variation in land topography
- The advantages and disadvantages of that particular landform for the people living there

### LOCATION

- Tibetan Plateau is located in China.
- It's length is 2,500 km (1,600mi) & width is 1,000(620mi)
- It's area is 2,500,000 km<sup>2</sup> (970,000 sq mi)



### Formation & Evolution

- The evolution of the Tibetan plateau involves subduction of Indian lithosphere, thickening of Tibetan crust, and eastward extrusion



### Climate & Natural Vegetation

- The plateau is a high-altitude arid steppe interspersed with mountain ranges and large brackish lakes.
- The climate in the Tibetan Plateau is dry and cold.
- The Tibetan Plateau, treeless except in the southeastern river valleys, supports a range of alpine vegetation types.



### Livelihood Of The People

- The people in Tibetan Plateau earn their livelihood as farmers due to grassland and herbal resources.



DIPANKAR ROY (VI B)



## ACTIVITY

The activity involved marking important sites of Buddhism religion

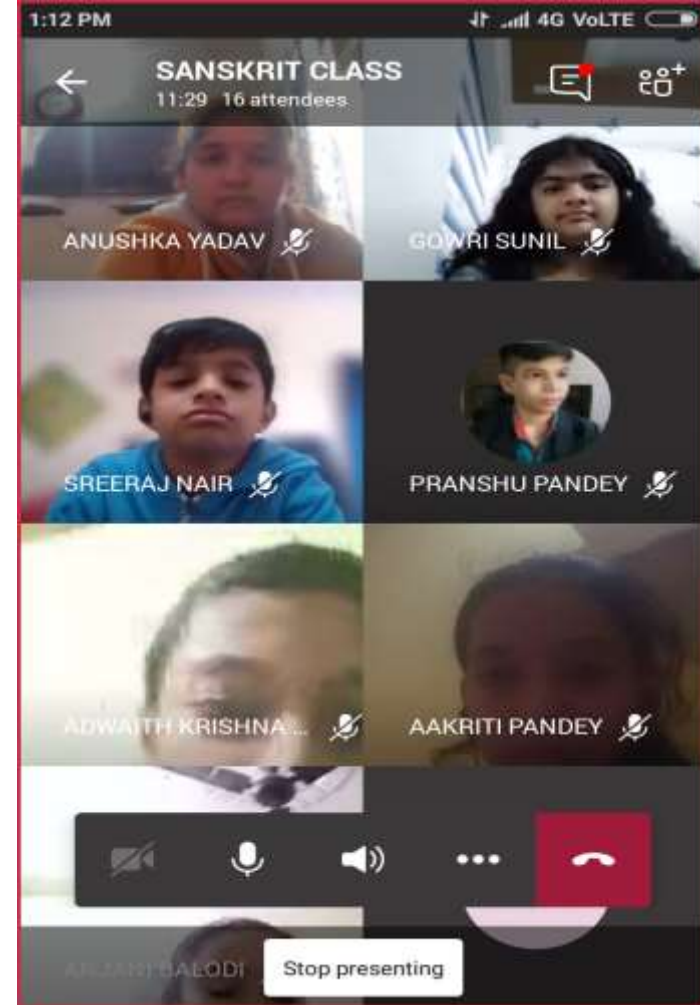
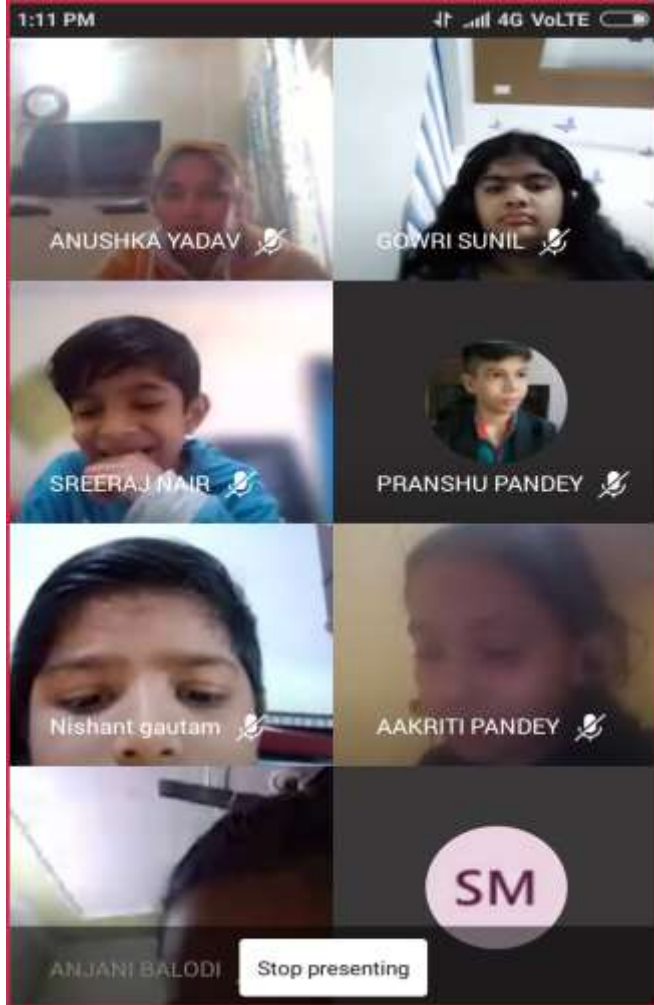
## LEARNING OUTCOME

With the help of this activity students were able to gain knowledge of location and identification of famous Buddhist sites and the emergence of Buddhism religion



**DIVYANSH KUMAR (VI A)**

# SANSKRIT SHABD KOSH (संस्कृत शब्दकोश)





# OUTCOMES

Through this sanskrit shabd kosha activity students have enhanced their sanskrit vocabulary.



Republic Day is the time to express our feelings through music



# DANCE





# OTHER ACTIVITIES

1. NEW YEAR ACTIVITIES
2. NATIONAL YOUTH DAY ACTIVITIES
3. ROAD SAFETY WEEK
4. REPUBLIC DAY ASSEMBLY

# NEW YEAR ACTIVITIES

## NEW YEAR VIRTUAL GREETING CARDS



SHIVANI (VI-B)



ABHISHRI KAUSHIK (VI-B)



SREERAJ NAIR



Divyansh kumar



Shrish Rawat




Keshav

# NATIONAL YOUTH DAY ACTIVITIES



**GOWRI SUNIL**




**DIPANKAR ROY CHOWDHURY VI-B**



**RAGHAV SHARMA VI-B**



# ROAD SAFETY WEEK



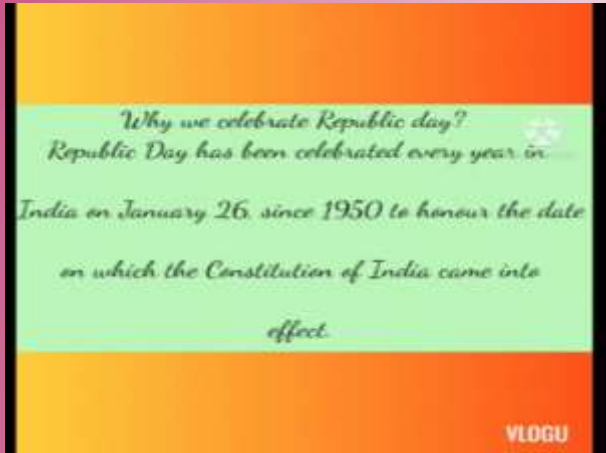
**SREERAJNAIR**



**72<sup>ND</sup> REPUBLIC DAY CELEBRATION:**  
**AS OUR COUNTRY CELEBRATED 72<sup>ND</sup>**  
**REPUBLIC DAY ON 26<sup>TH</sup> JANUARY**  
**2021, A VIRTUAL ASSEMBLY WAS**  
**ORGANIZED BY THE STUDENTS OF**  
**VIVEKANAND HOUSE.**



# VIRTUAL ASSEMBLY WAS HELD ON 26<sup>TH</sup> JANUARY FOR THE STUDENTS OF CLASS 6.





THANK  
YOU!